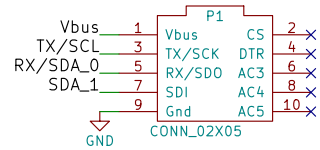
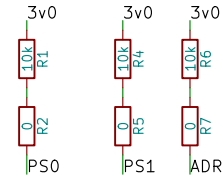


Mezzanine Header

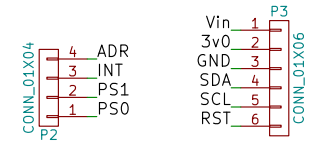


Optional Pullup Resistors

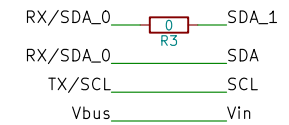


Pullup resistors on ADR, PS0, and PS1 can optionally be enabled by filling in the respective solder bridges.

BN0055 Header connectors



Bridging Connections



To operate in I2C mode, SDA_0 and SDA_1 must be shorted together. This can be optionally enabled by filling the solder bridge.

Mounting Spacers



This section intentionally left blank.

Author: Ryan Summers

Palouse Robosub

Sheet: /

File: bno-adapter.sch

Title: BNO055 Adapter

Size: A Date: 2016-11-16

KiCad E.D.A. kicad 4.0.4+e1-630848ubuntu14.04.1-stable

Rev: 1

Id: 1/1