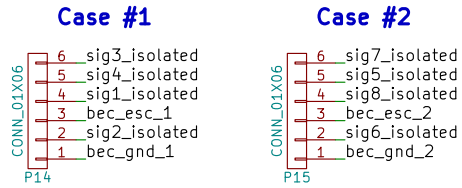
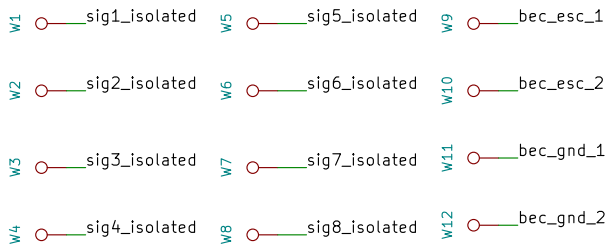


## Thruster Case Cable Bundles

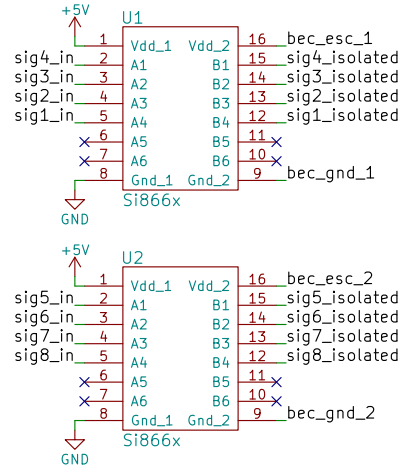


## Test Points

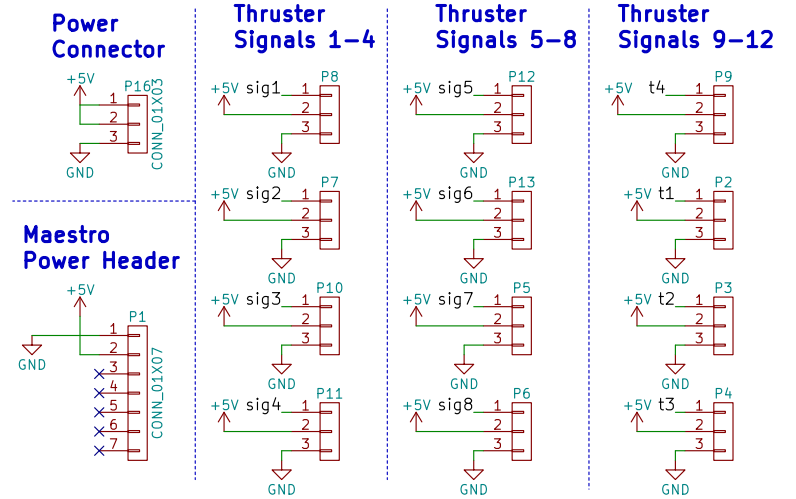


This section intentionally left blank.

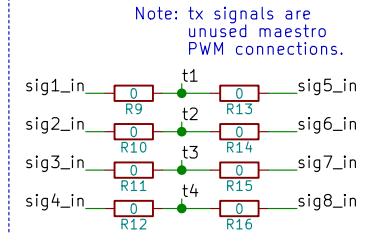
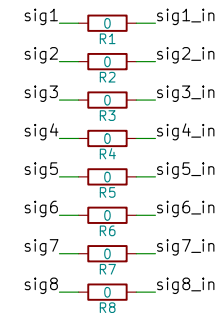
## Signal Isolators



## Maestro Connections



## Solder Bridges



Solder bridge connections must be shorted to mux inputs for the input signals to be transmitted.

Note: tx signals are unused maestro PWM connections.  
Solder bridges can be used to short over different signals to different inputs on the isolators. This is for potential faults within the maestro.

Author: Ryan Summers

**Palouse Robosub**

Sheet: /

File: maestro-adapter.sch

**Title: Maestro Adapter Board**

Size: A4

Date: 2016-11-16

KiCad E.D.A. kicad 4.0.4+e1-630848ubuntu14.04.1-stable

Rev: 2

Id: 1/1